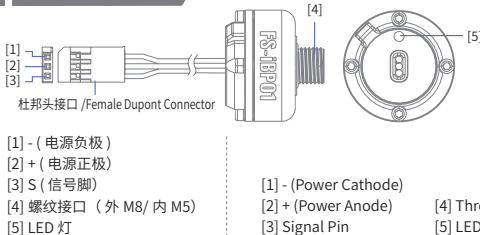


产品介绍 Introduction

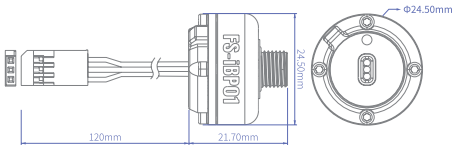
FS-iBP01 是一款采用 i-BUS2 协议适配富斯 AFHDS 3 增强版接收机的液压传感器。设计精巧，易安装，PPX4 级别防水，实时回传液压数据，液压测量精度 0.1bar，适配工程车等需要检测液压的模型使用。

FS-iBP01 is a hydraulic sensor that is compatible with Flysky AFHDS 3 enhanced edition receiver with i-BUS2 protocol, featuring compact design, easy installation, PPX4 waterproof, real-time hydraulic data return, measurement accuracy 0.1bar, and compatible with models that need to detect hydraulic pressure, such as RC engineering vehicles.

概览 Overview



尺寸 / Dimensions:



产品规格 Product Specifications

- 产品型号: FS-iBP01
- 适配接收机: FTr12B、FGr8B 等支持 i-BUS2 信号的接收机
- 适配模型: 工程车等需要检测液压的模型
- 信号类型: i-BUS2
- 测量精度: 0.1bar
- 测量范围: 0~10MPa
- 工作电压: 3.5~9V/DC
- 防水等级: PPX4
- 外形尺寸: 24.5*24.5*21.7mm
- 机身重量: 16.5g
- 温度范围: -10°C ~ +60°C
- 湿度范围: 20% ~ 95%
- 认证: CE, FCC
- Product Model: FS-iBP01
- Compatible Devices: The receivers with i-BUS2 signal, such as FTr8B, FTr12B, etc.
- Compatible RC Models: Models that need to detect hydraulic pressure, such as engineering vehicles
- Type of Signal: i-BUS2
- Measurement Accuracy: 0.1bar
- Measurement Range: 0~10MPa
- Input Power: 3.5 ~ 9V/DC
- Waterproof: PPX4
- Dimensions: 24.5*24.5*21.7mm
- Weight: 16.5g
- Temperature Range: -20°C ~ + 85°C
- Humidity Range: 20% ~ 95%
- Certifications: CE, FCC

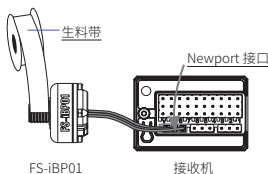
安装说明 Installation

- ① 液压传感器安装完成后，请确保系统整体的密闭性，否则可能导致测量数据误差较大。

传感器安装步骤如下：

1. 根据实际应用选择合适螺纹接口（M5 或 M8），将接口与监测设备相连，建议使用生料带增加密封性，确保不渗漏；
2. 将传感器杜邦头接口连接至接收机 Newport 接口（如图所示），在与此接收机对码的发射机端，将接收机对应的 Newport 接口协议设置为 i-BUS2，即可在发射机端查看相关信息。

示意图：



注：

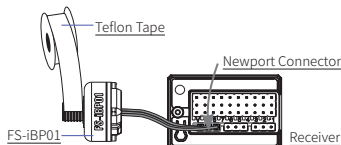
1. 不同应用对线材长度要求不同，如需加延长线，请注意 FS-iBP01 接口为杜邦头接口，针脚定义参考前面 [概览] 描述。
2. 适配支持 i-BUS2 协议的发射机：PL18 EV 发射机（固件版本 1.0.30 及以上版本）；
3. 液压传感器正常工作时，LED 灯常亮；
4. 若液压传感器已连接电源但未检测到 i-BUS2 信号，此时 LED 灯慢闪。

- ① After the hydraulic sensor is installed, ensure the air tightness of the entire system, otherwise it may result in wrong measurement value.

Follow the steps below to install:

1. Select the appropriate threaded connector (M5 or M8) according to the actual application, and connect it to the monitoring equipment. It is recommended to use Teflon tape when connecting, and ensure no leakage.
2. Connect the female Dupont connector to the Newport of the receiver as shown. Set the protocol of the corresponding Newport of the receiver to i-BUS2 at the transmitter side that has bound with this receiver. As a result, you can view the relevant information at the transmitter side.

Diagram



Notes:

1. The cable length may vary to different applications. If you need to add an extension cable, please note that it is a female DuPont connector of the FS-iBP01 and for the pin definition, refer to the description in the previous Overview section.
2. The transmitters that are compatible with i-BUS2 protocol: PL18 EV transmitter (Firmware version 1.0.30 or later).
3. If the hydraulic sensor is working properly, the LED is solid on at this time.
4. If the hydraulic sensor is connected to power supply but no i-BUS2 signal is detected, the LED flashes slowly at this time.

① 注意事项:

- 使用液压传感器前, 请确保与接收机的 i-BUS2 接口相连。
- 使用前, 需先测试功能, 测试完成后再次使用。

① Attention:

- Ensure that the sensor is connected properly to connector of the receiver that has been set to i-BUS2 protocol before use.
- To ensure that the sensor is functioning as desired, please test accordingly.

认证相关 Certifications**FCC Compliance Statement**

This device complies with Part 15 of the FCC Rules. Operation is subject to the following two conditions: (1) this device may not cause harmful interference, and (2) this device must accept any interference received, including interference that may cause undesired operation.

Warning: changes or modifications not expressly approved by the party responsible for compliance could void the user's authority to operate the equipment.

This equipment has been tested and found to comply with the limits for a Class B digital device, pursuant to Part 15 of the FCC Rules. These limits are designed to provide reasonable protection against harmful interference in a residential installation. This equipment generates, uses and can radiate radio frequency energy and, if not installed and used in accordance with the instructions, may cause harmful interference to radio communications. However, there is no guarantee that interference will not occur in a particular installation.

If this equipment does cause harmful interference to radio or television reception, which can be determined by turning the equipment off and on, the user is encouraged to try to correct the interference by one or more of the following measures:

- Reorient or relocate the receiving antenna.
- Increase the separation between the equipment and receiver.
- Connect the equipment into an outlet on a circuit different from that to which the receiver is connected.
- Consult the dealer or an experienced radio/TV technician for help.

EU DoC Declaration

Hereby, [Flysky Technology Co., Ltd.] declares that the Radio Equipment [FS-iBP01] is in compliance with RED 2014/53/EU.

The full text of the EU DoC is available at the following internet www.flyskytech.com/info_detail/10.html.

Environmentally Friendly Disposal

Old electrical appliances must not be disposed of together with the residual waste, but have to be disposed of separately. The disposal at the communal collecting point via private persons is for free. The owner of old appliances is responsible to bring the appliances to these collecting points or to similar collection points. With this little personal effort, you contribute to recycle valuable raw materials and the treatment of toxic substances.



微信公众号



Bilibili



Website



Facebook

Manufacturer: Shenzhen FLYSKY Technology Co., Ltd.
Address: 16F, Huafeng Building, No. 6006 Shennan Road, Futian District, Shenzhen, Guangdong, China

本说明书中的图片和插图仅供参考, 可能与实际产品外观有所不同。产品设计和规格可能会有所更改, 恕不另行通知。

Figures and illustrations in this manual are provided for reference only and may differ from actual product appearance. Product design and specifications may be changed without notice.